





PLEASE NOTE ADJUSTED

TOLL TARIFFS





EFFECTIVE
FROM

3

MARCH
2017





| PLAZA All amounts in Rands | | CLASS 1  Light Vehicles | CLASS 2  2 Axle Heavy Vehicles | CLASS 3  3 & 4 Axle Heavy Vehicles | CLASS 4  5 & more Axle Heavy Vehicles |
|-------------------------------|----------------|---|--|--|--|
| N1 | | | | | |
| Huguenot | Mainline | 35.50 | 99.00 | 154.00 | 250.00 |
| Verkeerdevlei | Mainline | 51.50 | 103.00 | 154.00 | 216.00 |
| Vaal | Mainline | 59.50 | 112.00 | 135.00 | 180.00 |
| Grasmere | Mainline | 18.00 | 54.00 | 63.00 | 82.00 |
| | Ramp (S) | 9.00 | 27.00 | 32.00 | 41.00 |
| | Ramp (N) | 9.00 | 27.00 | 32.00 | 41.00 |
| Stormvoël | Ramp | 8.50 | 21.00 | 24.50 | 29.00 |
| Zambesi | Ramp | 10.00 | 25.00 | 29.00 | 35.00 |
| Pumulani | Mainline | 11.00 | 27.00 | 31.00 | 38.00 |
| Wallmansthal | Ramp | 5.00 | 12.50 | 15.00 | 17.50 |
| Murrayhill | Ramp | 10.00 | 25.00 | 30.00 | 35.00 |
| Hammanskraal | Ramp | 23.50 | 80.00 | 87.00 | 100.00 |
| Carousel | Mainline | 50.00 | 134.00 | 148.00 | 171.00 |
| Maubane | Ramp | 21.50 | 58.00 | 64.00 | 74.00 |
| Kranskop | Mainline | 40.00 | 102.00 | 137.00 | 168.00 |
| | Ramp | 11.00 | 30.00 | 35.00 | 53.00 |
| Nyl | Mainline | 52.00 | 97.00 | 118.00 | 158.00 |
| | Ramp | 16.00 | 30.00 | 35.00 | 45.00 |
| Sebetiela | Ramp | 16.00 | 30.00 | 38.00 | 50.00 |
| Capricorn | Mainline | 41.50 | 114.00 | 134.00 | 167.00 |
| Baobab | Mainline | 40.50 | 110.00 | 151.00 | 182.00 |
| R30/R730/R34 | | | | | |
| Brandfort | Mainline | 41.00 | 82.00 | 123.00 | 173.00 |
| N2 | | | | | |
| Tsitsikamma | Mainline/ Ramp | 47.50 | 120.00 | 286.00 | 404.00 |
| Izotsha | Ramp | 8.50 | 15.00 | 20.00 | 35.00 |
| Oribi | Mainline | 26.50 | 47.00 | 65.00 | 106.00 |
| | Ramp (S) | 12.00 | 22.00 | 30.00 | 48.00 |
| | Ramp (N) | 14.50 | 25.00 | 35.00 | 65.00 |
| Umtentweni | Ramp | 11.50 | 20.00 | 28.00 | 45.00 |
| King Shaka Airport | Ramp | 5.50 | 11.00 | 17.00 | 23.00 |
| oThongathi | Mainline | 10.00 | 21.00 | 28.00 | 40.00 |
| | Ramp (S) | 5.00 | 11.00 | 14.00 | 20.00 |
| | Ramp (N) | 5.00 | 11.00 | 14.00 | 20.00 |
| Mvoti | Mainline | 12.00 | 34.00 | 46.00 | 68.00 |
| Mandini | Ramp | 6.50 | 12.00 | 15.00 | 20.00 |
| Dokodweni | Ramp | 17.50 | 35.00 | 40.00 | 55.00 |
| Mtunzini | Mainline | 41.50 | 80.00 | 95.00 | 142.00 |
| | Ramp (S) | 34.50 | 65.00 | 78.00 | 112.00 |
| | Ramp (N) | 7.50 | 15.00 | 18.00 | 30.00 |

Toll fees allow for a continuous revenue stream - not provided by the taxpayer. Toll fees mean there will always be funds to maintain roads which in turn saves money in the long-run and ensures safer roads.

| PLAZA All amounts in Rands | | CLASS 1  Light Vehicles | CLASS 2  2 Axle Heavy Vehicles | CLASS 3  3 & 4 Axle Heavy Vehicles | CLASS 4  5 & more Axle Heavy Vehicles |
|-------------------------------|----------|--|---|---|---|
| N3 | | | | | |
| Mariannhill | Mainline | 11.00 | 19.00 | 24.00 | 37.00 |
| Mooi | Mainline | 46.00 | 113.00 | 158.00 | 214.00 |
| | Ramp (S) | 32.00 | 79.00 | 111.00 | 150.00 |
| | Ramp (N) | 14.00 | 34.00 | 47.00 | 64.00 |
| Treverton | Ramp | 14.00 | 34.00 | 47.00 | 64.00 |
| Bergville | Ramp | 20.00 | 23.00 | 43.00 | 66.00 |
| Tugela | Mainline | 66.00 | 109.00 | 171.00 | 237.00 |
| Tugela East | Ramp | 41.00 | 68.00 | 100.00 | 139.00 |
| Wilge | Mainline | 62.00 | 106.00 | 142.00 | 201.00 |
| De Hoek | Mainline | 44.00 | 69.00 | 105.00 | 152.00 |
| N4 | | | | | |
| Pelindaba | Mainline | 5.50 | 10.00 | 14.00 | 18.00 |
| Quagga | Mainline | 4.00 | 7.50 | 10.00 | 14.00 |
| Swartruggens | Mainline | 75.00 | 187.00 | 227.00 | 267.00 |
| Kroondal | Ramp | 13.50 | 32.00 | 36.00 | 43.00 |
| Marikana | Mainline | 20.00 | 48.00 | 54.00 | 64.00 |
| Buffelspoort | Ramp | 13.50 | 32.00 | 36.00 | 43.00 |
| Brits | Mainline | 13.50 | 47.00 | 51.00 | 60.00 |
| K99 | Ramp | 13.50 | 33.00 | 39.00 | 47.00 |
| Doornpoort | Mainline | 13.50 | 33.00 | 39.00 | 47.00 |
| Donkerhoek | Ramp | 11.00 | 16.00 | 23.00 | 44.00 |
| Cullinan | Ramp | 14.00 | 23.00 | 34.00 | 57.00 |
| Diamond Hill | Mainline | 34.00 | 47.00 | 88.00 | 146.00 |
| Valtaki | Ramp | 26.00 | 37.00 | 54.00 | 121.00 |
| Ekandustria | Ramp | 20.00 | 30.00 | 42.00 | 83.00 |
| Middelburg | Mainline | 56.00 | 121.00 | 183.00 | 241.00 |
| Machado | Mainline | 83.00 | 231.00 | 337.00 | 481.00 |
| Nkomazi | Mainline | 63.00 | 128.00 | 186.00 | 267.00 |

MANAGED BY



| PLAZA All amounts in Rands | | CLASS 1  Light Vehicles | CLASS 2  2 Axle Heavy Vehicles | CLASS 3  3 & 4 Axle Heavy Vehicles | CLASS 4  5 & more Axle Heavy Vehicles |
|-------------------------------|----------|---|--|--|--|
| N17 | | | | | |
| Gosforth | Mainline | 11.00 | 30.00 | 33.00 | 45.00 |
| | Ramp (W) | 6.00 | 12.00 | 17.00 | 22.00 |
| | Ramp (E) | 5.00 | 19.00 | 20.00 | 28.00 |
| Dalpark | Mainline | 10.50 | 21.00 | 28.00 | 38.00 |
| Denne | Ramp | 9.00 | 17.00 | 23.00 | 30.00 |
| Leandra | Mainline | 33.00 | 83.00 | 124.00 | 165.00 |
| | Ramp | 19.50 | 50.00 | 74.00 | 99.00 |
| Trichardt | Mainline | 16.50 | 41.00 | 63.00 | 83.00 |
| Ermelo | Mainline | 29.50 | 74.00 | 111.00 | 148.00 |

The adjusted toll tariffs are applicable to all conventional toll plazas in South Africa. The traditional vehicle classes (i.e. 4 classes) and the discounts applicable per toll plaza still apply for the conventional toll plazas.

NOTE: Discounts offered at specific toll plazas still apply.

For the traditional toll plazas the class of heavy vehicles is determined by the number of axles including axles of trailers.

MANAGED BY



Roads need to be kept in good condition at all times. They deteriorate over time due to traffic flows, weather, overloaded trucks and wear and tear.

The maintenance of roads is not a once-off occurrence – it is a continuous process.

The collection of toll fees allows us to (amongst others):

- Maintain road edges and road markings.
- Cut grass on the roadside
- Remove debris from accidents
- Fix potholes
- Ensure clean-up operations are conducted on a daily basis.





ALL YOU NEED TO KNOW ABOUT E-TOLL TARIFFS

2017

THESE TOLL TARIFFS, DISCOUNTS AND VEHICLE CLASSES
ARE ONLY APPLICABLE ON THE GAUTENG E-ROADS

TOLL TARIFFS

Please note that this booklet is an explanatory document on the toll tariff and discount regime as published in the Government Gazette No. 40623 of 16 February 2017.

This section only applies only to the Gauteng e-roads and does not replace the legal document in the form of Government Gazette.

EFFECTIVE DATE

These new toll tariffs and monthly caps are effective from 3 March 2017.

ANNUAL ADJUSTMENT

The tariffs and amounts displayed may be adjusted annually at the discretion of the Minister of Transport provided that the proposed increase does not exceed the Consumer Price Index (CPI) calculated for the preceding 12 months.

E-TOLL CUSTOMER TYPES

- **SANRAL Account Holder**
 - A SANRAL account holder has payment and communication arrangements directly with SANRAL. This account holder may choose to have an e-tag, although it is not required.
- **Non-SANRAL Account Holder**
 - Details of the vehicle owners will be obtained from the National Registrar (eNatis database) and accounts will be sent monthly to the vehicle owners. Various payment options are available.

GRACE PERIOD

SANRAL account holders have a 31-day grace period. Non-SANRAL account holders have a 7-day grace period. The tariffs listed below are for payment received within the applicable grace period.

INVOICES

Invoices are issued monthly.

TARIFFS INCLUDE VAT

The tariffs include value-added tax (VAT) as provided for in the Value- Added Tax Act, 1991 (Act No. 89 of 1991).

GAUTENG OPEN ROAD TOLLING GANTRIES

MARKERS INDICATE WHICH SIDE OF THE ROAD THE GANTRY IS LOCATED AND INDICATE THE DIRECTION OF TRAVEL



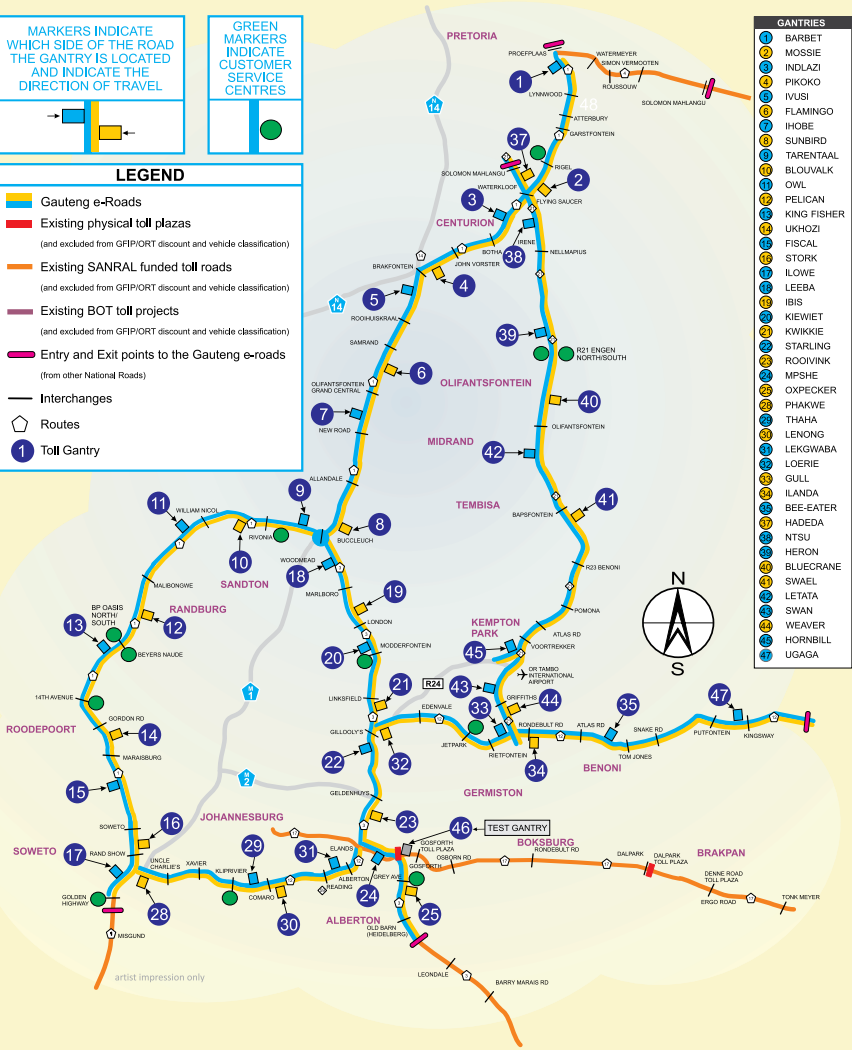
GREEN MARKERS INDICATE CUSTOMER SERVICE CENTRES















LEGEND

- Gauteng e-Roads
- Existing physical toll plazas (and excluded from GFPI/ORT discount and vehicle classification)
- Existing SANRAL funded toll roads (and excluded from GFPI/ORT discount and vehicle classification)
- Existing BOT toll projects (and excluded from GFPI/ORT discount and vehicle classification)
- Entry and Exit points to the Gauteng e-roads (from other National Roads)
- Interchanges
- Routes
- Toll Gantry

| GANTRIES | |
|----------|-------------|
| 1 | BARBET |
| 2 | MOSSIE |
| 3 | INDLAZI |
| 4 | PIKOKO |
| 5 | IVUSI |
| 6 | FLAMINGO |
| 7 | IHOBE |
| 8 | SUNBIRD |
| 9 | TARENTAAL |
| 10 | BLOUWALK |
| 11 | OWL |
| 12 | PELICAN |
| 13 | KING FISHER |
| 14 | UKHOZI |
| 15 | FISCAL |
| 16 | STORK |
| 17 | ILOWE |
| 18 | LEEBA |
| 19 | IBIS |
| 20 | KIEWIET |
| 21 | KWIKKIE |
| 22 | STARLING |
| 23 | ROOVIK |
| 24 | MPHSE |
| 25 | OXPECKER |
| 26 | PHAKWE |
| 27 | THAHA |
| 28 | LENONG |
| 29 | LEKGWABA |
| 30 | LOERIE |
| 31 | GULL |
| 32 | ILANDA |
| 33 | BEE-EATER |
| 34 | HADEDAA |
| 35 | NTSU |
| 36 | HERON |
| 37 | BLUECRANE |
| 38 | SWAEL |
| 39 | LETATA |
| 40 | SWAN |
| 41 | WEAVER |
| 42 | HORNBILL |
| 43 | UGAGA |



| GANTRY NO. | GANTRY | CLASS A1  | CLASS A2    | CLASS B  | CLASS C  |
|------------|---------------------|---|---|--|---|
| N1 | | | | | |
| 1 | Barbet (N1-21) | R2.00 | R3.33 | R8.33 | R16.65 |
| 2 | Mossie (N1-21) | R2.00 | R3.33 | R8.33 | R16.65 |
| 3 | Indlazi (N1-21) | R1.94 | R3.23 | R8.08 | R16.15 |
| 4 | Pikoko (N1-21) | R1.94 | R3.23 | R8.08 | R16.15 |
| 5 | Ivusi (N1-21) | R1.84 | R3.06 | R7.66 | R15.32 |
| 6 | Flamingo (N1-21) | R1.84 | R3.06 | R7.66 | R15.32 |
| 7 | Ihobe (N1-21) | R2.24 | R3.73 | R9.32 | R18.65 |
| 8 | Sunbird (N1-20) | R2.24 | R3.73 | R9.32 | R18.65 |
| 9 | Tarentaal (N1-20) | R1.72 | R2.86 | R7.16 | R14.32 |
| 10 | Blouvalk (N1-20) | R1.72 | R2.86 | R7.16 | R14.32 |
| 11 | Owl (N1-20) | R2.14 | R3.56 | R8.90 | R17.80 |
| 12 | Pelican (N1-20) | R2.14 | R3.56 | R8.90 | R17.80 |
| 13 | King Fisher (N1-20) | R1.90 | R3.16 | R7.91 | R15.82 |
| 14 | Ukhozi (N1-20) | R1.90 | R3.16 | R7.91 | R15.82 |
| 15 | Fiscal (N1-20) | R1.68 | R2.80 | R6.99 | R13.99 |
| 16 | Stork (N1-20) | R1.68 | R2.80 | R6.99 | R13.99 |
| 17 | Ilowe (N1-20) | R0.40 | R0.67 | R1.67 | R3.33 |
| N3 | | | | | |
| 18 | Leeba (N3-12) | R1.44 | R2.40 | R5.99 | R11.99 |
| 19 | Ibis (N3-12) | R1.44 | R2.40 | R5.99 | R11.99 |
| 20 | Kiewiet (N3-12) | R1.54 | R2.56 | R6.41 | R12.82 |
| 21 | Kwikkie (N3-12) | R1.54 | R2.56 | R6.41 | R12.82 |
| 22 | Starling (N3-12) | R1.64 | R2.73 | R6.83 | R13.65 |
| 23 | Rooivink (N3-12) | R1.64 | R2.73 | R6.83 | R13.65 |
| 24 | Mpshe (N3-12) | R1.32 | R2.20 | R5.49 | R10.99 |
| 25 | Oxpecker | R1.32 | R2.20 | R5.49 | R10.99 |
| N12 | | | | | |
| 28 | Phakwe (N12-18) | R1.48 | R2.46 | R6.16 | R12.32 |
| 29 | Thaha (N12-18) | R2.10 | R3.50 | R8.74 | R17.48 |
| 30 | Lenong (N12-18) | R2.24 | R3.73 | R9.32 | R18.65 |
| 31 | Lekgwaba (N12-18) | R1.62 | R2.70 | R6.74 | R13.49 |
| 32 | Loerie (N12-19) | R2.20 | R3.66 | R9.16 | R18.32 |
| 33 | Gull (N12-19) | R2.20 | R3.66 | R9.16 | R18.32 |
| 34 | Ilanda (N12-19) | R1.62 | R2.70 | R6.74 | R13.49 |
| 35 | Bee-eater (N12-19) | R1.62 | R2.70 | R6.74 | R13.49 |

| GANTRY NO. | GANTRY | CLASS A1  | CLASS A2    | CLASS B  | CLASS C  |
|------------|-------------------|---|---|--|---|
| R21 | | | | | |
| 37 | Hadeda (R21-1) | R1.62 | R2.70 | R6.74 | R13.49 |
| 38 | Ntsu (R21-1) | R1.62 | R2.70 | R6.74 | R13.49 |
| 39 | Heron (R21-1) | R1.98 | R3.29 | R8.23 | R16.47 |
| 40 | Bluecrane (R21-1) | R1.98 | R3.29 | R8.23 | R16.47 |
| 41 | Swael (R21-2) | R2.80 | R4.66 | R11.66 | R23.31 |
| 42 | Letata (R21-2) | R2.80 | R4.66 | R11.66 | R23.31 |
| 43 | Swan (R21-2) | R2.30 | R3.83 | R9.57 | R19.15 |
| 44 | Weaver (R21-2) | R2.30 | R3.83 | R9.57 | R19.15 |
| 45 | Hornbill (R21-2) | R1.22 | R2.03 | R5.08 | R10.16 |
| N12 | | | | | |
| 47 | Ugaga (N12-19) | R1.84 | R3.06 | R7.66 | R15.32 |



CLASSES OF MOTOR VEHICLES

The classes of motor vehicles for the purposes of the Gauteng e-roads:

| Class | Motor vehicle type | Dimensions of motor vehicle |
|-----------|---|--|
| A1 | Motorcycles | Length under 3,0 metres Width under 1,3 metres Height under 2,5 metres |
| A2 | Light motor vehicles (excluding motorcycles and only if the motor vehicle without any trailer does not qualify as a Class B or C motor vehicle) | <p>Length under 6,0 metres Height under 2,5 metres</p> <p>Trailers that meet the criteria below are not considered when measuring dimensions for light motor vehicles:</p> <ol style="list-style-type: none"> 1. It is designed or adapted to be drawn by a tow bar that is attached to a Class A2 motor vehicle. 2. It is not self-propelled. 3. It has a centre axle or centre axles. 4. The gross vehicle mass is not more than 3 500 kilograms. <p>This means a motor vehicle under 6,0 metres with a trailer that makes the total length of both vehicles more than 6,0 metres will still be classified as a Class A2 motor vehicle.</p> <p>If the motor vehicle is drawing a semi-trailer, the motor vehicle combination does not qualify as a Class A2 light motor vehicle. This is regardless of whether or not the motor vehicle drawing the semi-trailer is under 6,0 metres or not. A semi-trailer is defined in the National Road Traffic Act.</p> |
| B | Small heavy motor vehicles (but only if the motor vehicle does not qualify as a Class C motor vehicle) | <p>Length, including any trailer, of 6,0 metres or more, but not over 12,5 metres</p> <p>or</p> <p>Length, including any trailer, of under 6,0 metres and height of 2,5 metres or more</p> |
| C | Large heavy motor vehicles | Length, including any trailer, of more than 12,5 metres |

TIME OF DAY DISCOUNTS

These discounts are only applicable if the transaction is paid within the grace period.

| Time-of-day discounts: Classes A1 and A2 | | | | |
|--|-----------------------------------|-----------------------------------|-----------------------------------|-----------------------------------|
| Time-of-day | Weekday | Saturday | Sunday | Public holiday |
| After 00:00 up to and including 05:00 | 48.3% of standard tariff deducted | 48.3% of standard tariff deducted | 48.3% of standard tariff deducted | 48.3% of standard tariff deducted |
| After 05:00 up to and including 06:00 | 19.3% of standard tariff deducted | | | |
| After 06:00 up to and including 10:00 | 0% of standard tariff deducted | 29% of standard tariff deducted | 29% of standard tariff deducted | |
| After 10:00 up to and including 14:00 | 9.7% of standard tariff deducted | | | |
| After 14:00 up to and including 18:00 | 0% of standard tariff deducted | | | |
| After 18:00 up to and including 23:00 | 19.3% of standard tariff deducted | 48.3% of standard tariff deducted | 48.3% of standard tariff deducted | |
| After 23:00 up to and including 00:00 | 48.3% of standard tariff deducted | | | |



Time-of-day discounts: Classes B and C

| Time-of-day | Weekday | Saturday | Sunday | Public holiday |
|---------------------------------------|-----------------------------------|-----------------------------------|-----------------------------------|-----------------------------------|
| After 00:00 up to and including 05:00 | 57.9% of standard tariff deducted | 57.9% of standard tariff deducted | 57.9% of standard tariff deducted | 57.9% of standard tariff deducted |
| After 05:00 up to and including 06:00 | 48.3% of standard tariff deducted | | | |
| After 06:00 up to and including 08:30 | 0% of standard tariff deducted | 48.3% of standard tariff deducted | 48.3% of standard tariff deducted | |
| After 08:30 up to and including 16:00 | 38.6% of standard tariff deducted | | | |
| After 16:00 up to and including 18:00 | 0% of standard tariff deducted | | | |
| After 18:00 up to and including 19:00 | 48.3% of standard tariff deducted | 57.9% of standard tariff deducted | 57.9% of standard tariff deducted | |
| After 19:00 up to and including 23:00 | | | | |
| After 23:00 up to and including 00:00 | 57.9% of standard tariff deducted | | | |

MONTHLY CAPS

These monthly caps are only applicable per vehicle, to SANRAL account holders, provided that the toll transaction is paid within 30 days of the invoice date.

| Vehicle Class | Monthly Cap |
|---------------|-------------|
| Class A1 | R139.00 |
| Class A2 | R250.00 |
| Class B | R971.00 |
| Class C | R3 219.00 |



www.sanral.co.za



The South African National Roads Agency SOC Limited

48 Tambotie Avenue, Val de Grace, Pretoria

PO Box 415, Pretoria , 0001 South Africa

Tel: +27 (0) 12 844 8000 Fax: +27 (0) 12 844 8200

Contact Details for SANRAL's Fraud Hotline/Tip-Offs Anonymous®:

Toll-Free Phone No: 0800 204 558

Toll-Free Fax No: 0800 007 788

E-mail: sanral@tip-offs.com